



Chenille embroidery machines

# TCMX

SERIES



Chenille embroidery machines


# TCMX SERIES

Integration of Tajima's know-how and the most advanced technologies creates higher value added products.

## TCMX Mixed Type

A Mixed type series to increase production efficiency and open the way to versatile embroidery expressions! Chenille embroidery and standard embroidery have been brought together in one embroidery machine. A chenille embroidery head is coupled with a standard embroidery head in a pair (available up to 15 pairs).





## TCMX 600 Type

Multi-head embroidery machines, specialized for chenille embroidery, in the pursuit of high speed, quietness and productivity.

Stable stitching is available at the industry's fastest speed of 750rpm in lineup up to 23 heads!



## TCMX-601

Single-head model, using the same technologies as the multi-head models.

Space-saving and best suited for small lot production!

## Chenille embroidery

- **High-speed operation at 750 rpm has been brought to reality.**

High-speed operation at 750 rpm (in comparison with our previous specification of 600 rpm) has drastically increased productivity.

- **Automatic change of 6 colors enables versatile multicolor arrangement.**

A setting on the operation panel allows the operator to select desired colors.

- **Automatic lift-up mechanism**

The Needle, Nipple and Presser foot are automatically lifted up for easier frame exchange operation.

- **Automatic needle height adjusting mechanism**

Needle height is adjustable in 10 steps according to the loop height or chain size.

- **Tie-off function to prevent the thread from fraying**


Chain stitches are automatically inserted for some stitches after completion of loop stitches for prevention of thread fraying that causes production error.

## Standard embroidery head

- **A ball screw drive system has been adopted to reduce the time for color change operation**

A ball screw drive system, widely used for precision positioning control of industrial machinery, has been introduced to the color change drive system.

The time required for color change from the first to the ninth needles has been reduced from about 3 to 1.1 seconds, drastically improving productivity of multicolor embroidery.



- **Thread breakage detector to prevent production error**

A sensor monitors thread movement at all times. If the upper or under thread is broken, this system detects it in an instant and stops stitching to prevent embroidery production from continuing with broken thread. The sensitivity of the sensor is adjustable on the operation panel, depending on the embroidery conditions.



- **Middle thread guide with thread take-up spring, keeping the balance of upper and under threads <PAT>**

The thread take-up spring picks up excess thread and stabilizes the balance of upper and lower threads at high speed operation, improving thread tension.

Thread breakage has been reduced by 30 - 50% (compared with our previous specification) due to extra fine satin stitches (2mm or less), needle tip or thread untwisting etc.



- **Spiral tube, Take-up lever guard <PAT> , paying attention to safety**

Spiral tubes between the upper thread course stand and the individual tension base protect upper 1 threads against environmental wind, generated by air conditioner, etc. which causes thread to be entangled with each other. Furthermore, uniquely developed covers are mounted onto the take-up levers to prevent threads from getting entangled during high-speed operation and to improve safety in working environments.



Spiral tube



Take-up lever guard <PAT>

## Technology and function

### ● User-friendly operation panel in pursuit of operational convenience

An easy-to view color LCD operation panel and special use keys are designed in a compact interface to enable operation by instinct. The job currently being embroidered on the machine is displayed on the screen in real time (PAT) .

※6.5 inch color LCD operation panel is mounted to the models with total machine length 4,330mm or less.



### ● Sleep mode function to save energy

The energy saving function of a personal computer has been introduced to the operation panel. Holding down a single button sets the machine in the standby status and pressing it once more cancels this function. Unnecessary power consumption can be kept down without turning off the main power.

### ● Data input/output

Design data input or output is available, using USB memory.

※Commercially available USB memory reader/writer is applicable.

### ● “Condition memory” function, supported by Tajima binary format

Design start position and stitching conditions, registered by an embroidery machine, can be output to USB memory or other media together with the design data. They can be easily recalled and reusable for reproduction. Tajima binary data format (TBF) is supported to create more complicated designs.



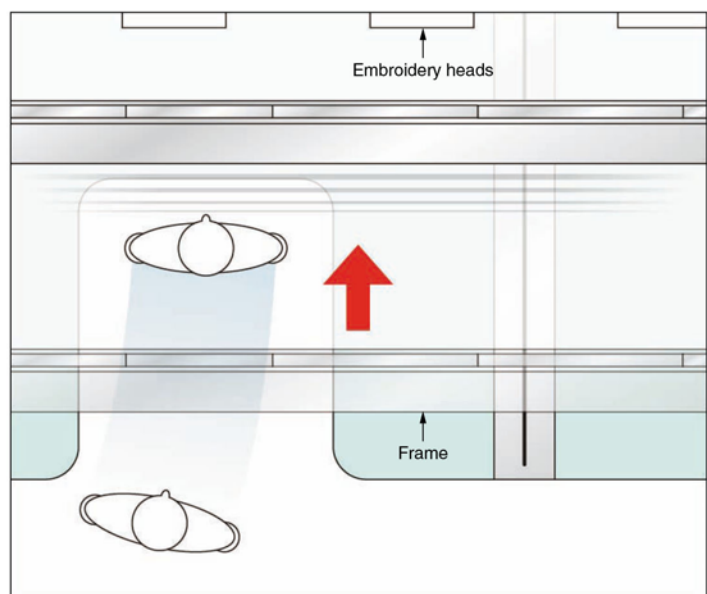
USB memory

### ● LAN support for networking

LAN port is prepared for easy access to networking function, using DG/ML by PULSE (option).

### ● Table offset switch (PAT.P)

This special switch is mounted under the table of a jumbo embroidery machine to retract the frame temporarily to any position out of the way for jobs such as threading.



Top view

## Option


### ● Coiling/Taping device (MT-1)

This device enables both coiling embroidery and taping embroidery. Coiling embroidery finishes core and coiling threads with a soft touch and allows you various coiling variations. (The winding ratio of coiling thread for the core thread is adjustable in 4 steps.) Furthermore, combination with loop and/or chain stitches expands the potentials of you embroidery designs.



### ● Sequin device III twin type (PAT)

It is now possible to embroider a max. of 4 different sizes, shapes and colors on each head ! 2 kinds of sequins on one side can be interchanged and embroidered at high speeds as desired. This next-generation Sequin device permits more design options and improves production efficiency.



### ● Sequin device IV

In addition to regular type sequins of 2 - 9mm dia. sequins, sequins of 10-22mm dia. are also available, using additional optional parts. Wide range of sequins are applicable from small to large sizes or in various shapes like noncircular or eccentric type, needed for sequin embroidery according to your applications.



### ● Cording device (K-2)

The cording device, exclusively used for chenille embroidery.

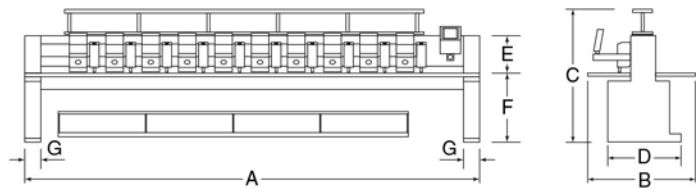


## TCMX Mixed type Series

Model	Needles	Pairs	Chenille heads	Multicolor heads	Head interval	Embroidery space (mm)		Embroidery space (mm)						
						D × W (offset)	Continuous (W)	A	B	C	D	E	F	G
TCMX-60912	6/9	12	12	12	510	680×510 (230)	6,120	8,115	1,830	1,630	1,300	430	833	200
TCMX-60912	6/9	12	12	12	510	1,200×510 (230)	6,120	8,115	2,870	1,630	1,300	430	833	200
TCMX-60915	6/9	15	15	15	480	680×480 (230)	7,200	9,165	1,830	1,680	1,300	480	833	200
TCMX-60915	6/9	15	15	15	480	800×480 (230)	7,200	9,165	2,070	1,680	1,300	480	833	200
TCMX-60915	6/9	15	15	15	480	1,000×480 (230)	7,200	9,165	2,470	1,680	1,300	480	833	200
TCMX-60915	6/9	15	15	15	480	1,200×480 (230)	7,200	9,165	2,870	1,680	1,300	480	833	200
TCMX-60915	6/9	15	15	15	480	1,500×480 (230)	7,200	9,165	3,470	1,680	1,300	480	833	200
TCMX-61201	6/12	1	1	1	600	680×600 (275)	600	2,615	1,820	1,550	1,000	330	839	100
TCMX-61202	6/12	2	2	2	600	680×600 (275)	1,200	3,215	1,820	1,550	1,000	330	839	100
TCMX-61202	6/12	2	2	2	600	1,200×600 (275)	1,200	3,215	2,860	1,550	1,510	330	839	100

(Example of a model code)

**TCMX-60915** a=model name, b=Number of needles (Chenille heads),  
a b c d c=Number of needles (Standard heads), d=Paired heads



Factory options	Standard head	Automatic lubrication system, Jumbo rotary hook, Sequin deviceⅣ, Sequin deviceⅢtwin type, Lochrose Embroidery Device, Position Marker
	Chenille head	Coiling/Taping device(MT-1), Cording device(K-2), Taping device(KT-1)
Option		Jog remote-controller
	Standard head	High-speed cording device(KB-2M), Boring deviceⅡ, Emb. Lame attachment
Stitch length	Ternary: 0.1 ~ 12.1 mm, Binary: 0.1 ~ 12.7 mm	
Revolution	Standard heads	Chenille heads
	Standard embroidery	Chenille embroidery
	Max. 1,000rpm	Max. 750rpm
		Coiling embroidery (1/1)
		Max. 500rpm
Motor	AC Servo motor×1, Pulse Motor×2	
Power supply	3-phase : 200-240V, 350/380/400/415/440V 50Hz/60Hz	
Power consumption	1.6kw	

※Ternary: Tajima code (DST), Binary: Tajima binary format (TBF), Barudan, ZSK

※Consultation for orders of special embroidery like embroider space, number of heads, number of needles is also available.

※Effective embroidery space and running speed may vary depending on machine models, type of product to be embroidered and/or applicable conditions.

※We reserve the right to change the specification for improvements without previous notice.

※No design nor registered trademark of the products contained in this catalog may be used without the prior permission.

## TCMX 600 Series

Model	Needles	Chenille heads	Head interval	Embroidery space (mm)		Embroidery space (mm)						
				D × W (offset)	Continuous (W)	A	B	C	D	E	F	G
TCMX-601	6	1	450	460×550	550	1,380	1,185	1,175	720	255	920	
TCMX-618	6	18	450	1,500×450	8,100	9,355	3,470	1,265	1,300	430	833	200

(Example of a model code)

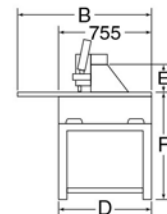
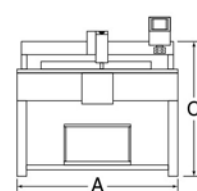
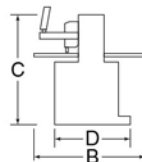
**TCMX-620** a=model name, b=number of needles, c=number of heads  
a b c

※The total height of the machine will be by 365mm taller than the value

C when the machine is equipped with optional Comng /Taping device.

[ TCMX-600 ]

[ TCMX-601 ]



Factory options	Coiling/Taping device(MT-1), Cording device(K-2), Taping device(KT-1)	
Option	Jog remote-controller	
Stitch length	Ternary: 0.1 ~ 12.1 mm, Binary: 0.1 ~ 12.7 mm	
Revolution	Chenille embroidery	Coiling embroidery (1/1)
	Max. 750rpm (Max.800rpm for TCMX-601)	Max. 500rpm
Motor	AC Servo motor×1, Pulse Motor×2	
Power supply	3-phase : 200-240V, 350/380/400/415/440V 50Hz/60Hz Single-phase : 100-120V, 200-240V 50Hz/60Hz (only for TCMX-601)	
Power consumption	1.7kw (140w for TCMX-601)	

※Ternary: Tajima code (DST), Binary: Tajima binary format (TBF), Barudan, ZSK

※Consultation for orders of special embroidery like embroider space, number of heads, number of needles is also available.

※Effective embroidery space and running speed may vary depending on machine models, type of product to be embroidered and/or applicable conditions.

※We reserve the right to change the specification for improvements without previous notice.

※No design nor registered trademark of the products contained in this catalog may be used without the prior permission.

Seller

**Tajima Industries Ltd.**

19-22, Shirakabe 3-chome, Higashi-ku Nagoya 461-0011 JAPAN  
TEL. +81-52-932-3444, 3445 FAX. +81-52-932-2457, 3449



<http://www.tajima.com>



<https://www.facebook.com/TajimaGroup>

Manufacturer

**Tokai Industrial Sewing Machine Co., Ltd.**

Please contact with our distributor below.



\* The specifications and designs of our products are subject to change without notice for performance improvement.